

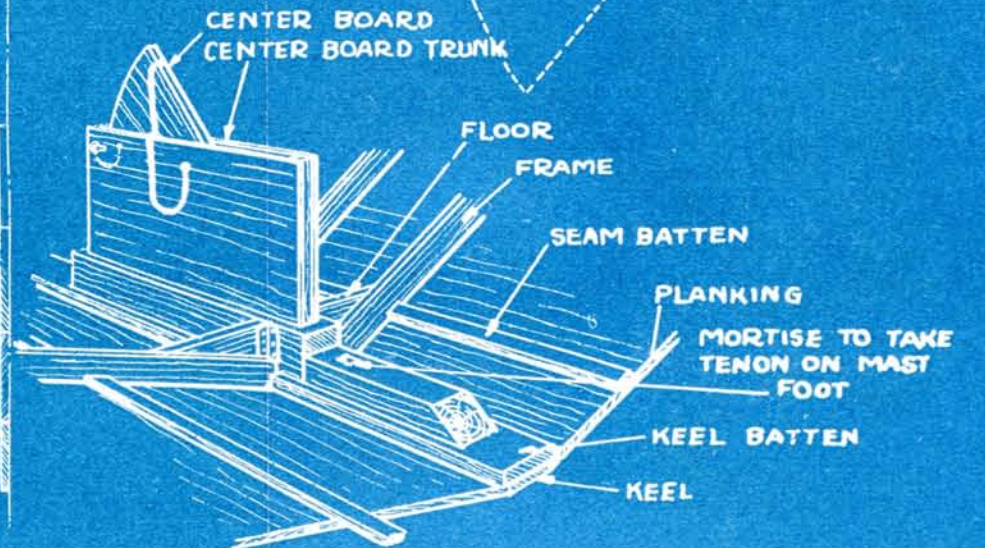
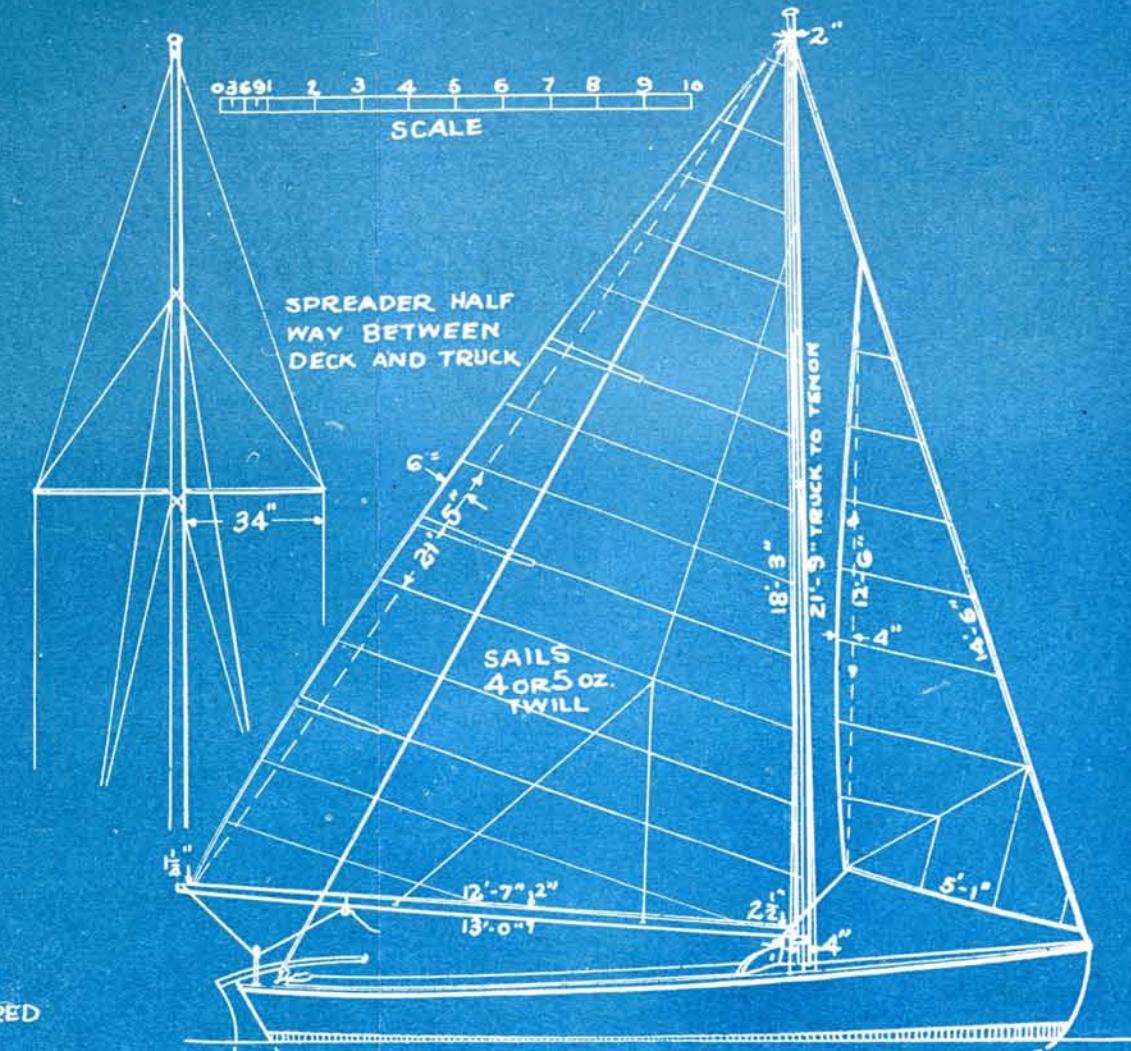
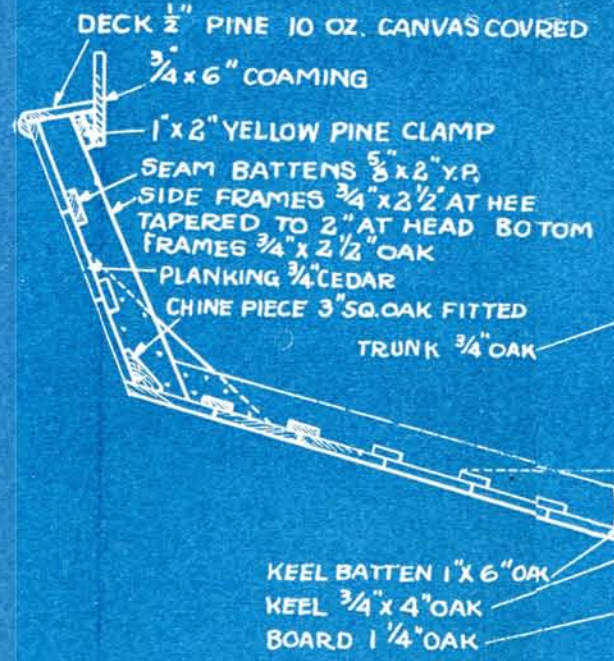
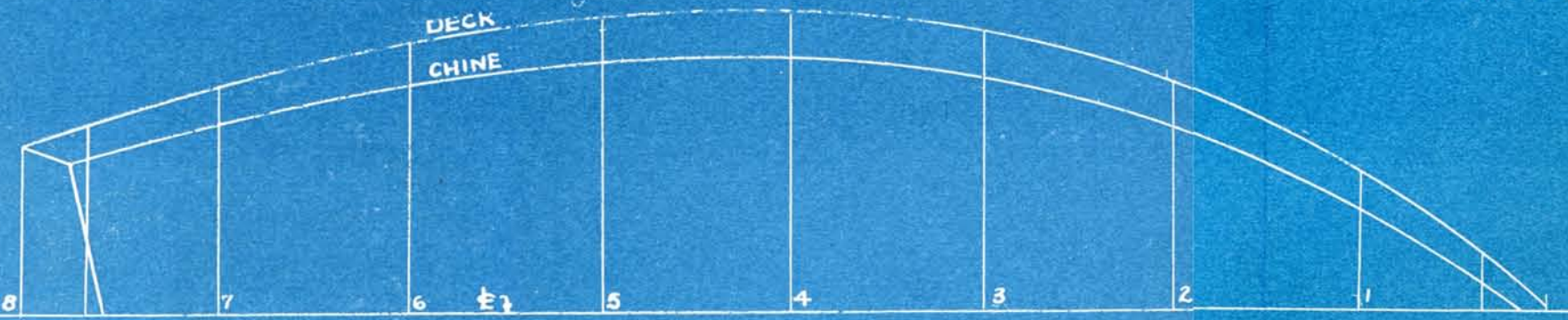
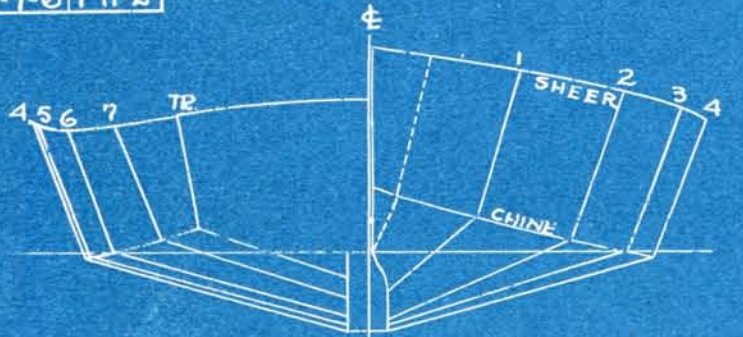
HEIGHTS ABOVE BASE LINE

STA	1	2	3	4	5	6	7	8
KEEL	1-1-0	0-10	1-0-8	4-0-8	2-0-8	6-0-10	3-1-0	5-~
CHINE	1-10-5	1-7-6	1-6-0	1-5-1	1-5-2	1-5-6	1-7-4	~
SHEER	3-4-4	3-2-0	2-11-7	2-10-4	2-9-4	2-9-1	2-9-4	2-10-1

HALF BREADTHS FROM CENTER LINE (CL) OUT

STA	1	2	3	4	5	6	7	8
CHINE	1-1-7	2-1-4	2-8-3	2-11-2	2-10-7	2-7-5	2-2-4	~
DECK	1-7-1	2-7-6	3-3-0	3-5-6	3-5-1	3-1-4	2-7-6	1-11-2

BASE LINE IS 1-6-0 BELOW L.W.L.
 STATIONS SPACED 2-3-0
 ALL MEASUREMENTS ARE TO OUTSIDE
 OF PLANKING
 DIMENSIONS ARE IN FEET, INCHES AND
 EIGHTHS



LENGTH OVER ALL 18'-0"
 BEAM 7'-0"

SEA GULL: An 18 foot Knockabout designed especially for THE RIGGER by W. F. Crosby