

Granny Knot How to




For this activity you will need:


- 1 piece of rope
- OR
- 2 pieces of rope



1. Take one of the rope ends in your hand. Cross this end (end 1) **over** the other end (end 2).



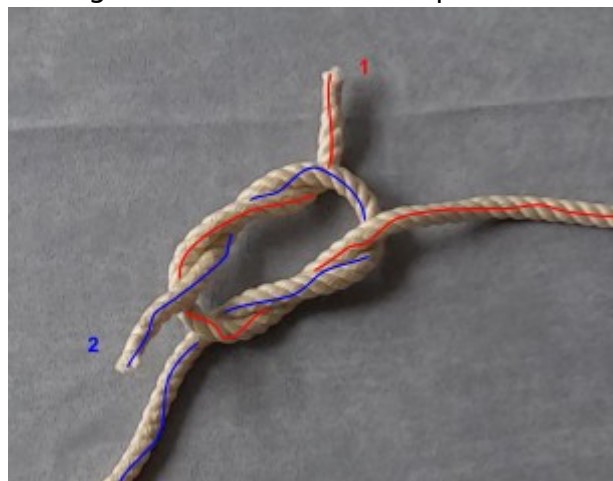
2. Cross end 1 **under** the start of end 2.



3. Cross end 1 **over** the start of end 2 and **under** end 2.



4. Cross end 1 **over** end two and then through the center of the loop.



5. Grab end 1 and pull to tighten your knot.



6. You are all done!



Naval Marine Archive

The Canadian Collection

Virtual Victory Kids 2022



Ontario 

Ontario
Trillium
Foundation



Fondation
Trillium
de l'Ontario

An agency of the Government of Ontario
Un organisme du gouvernement de l'Ontario